



# First General Meeting

January 15, 2013

6 - 7 pm

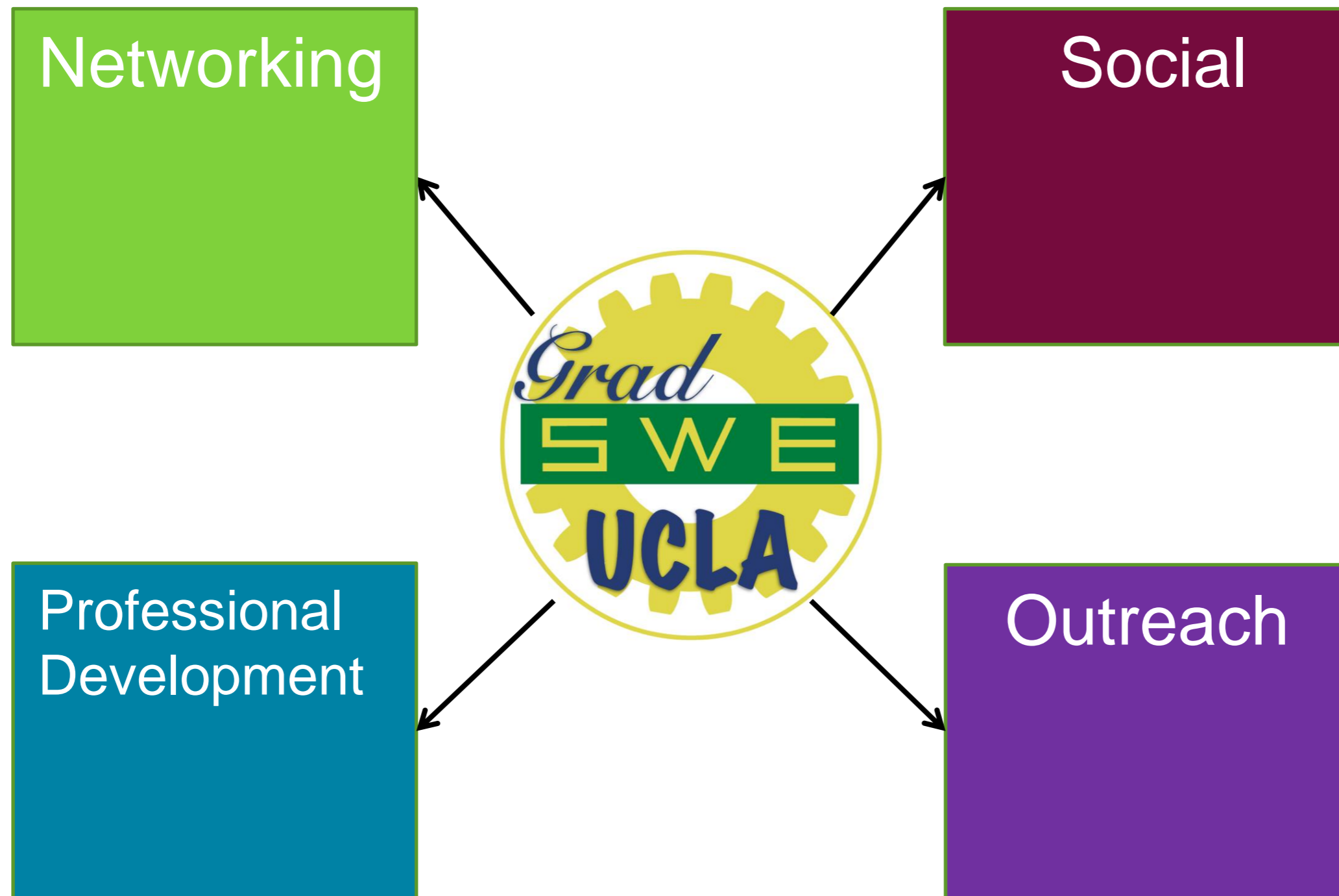
# SWE Background



- National organization
- 25,000 engineers → huge professional network!
- Lots of professional development resources
- Scholarships
- Membership: \$30 per year for students
  - Don't need to be a SWE member to join GradSWE-UCLA!
- We are in Region B – the BEST region!



# Mission Statement and Goals



# Event Ideas

## Networking

- Company site tours
- University site tours
- Info sessions
- Panels
- Evening with Industry

## Mentoring

- Undergrad Mentoring
- DIY Girls Open Lab
- SWE Mentoring

## Professional Development


- SWE Webinar Series
- Panels
- Workshops

## Social

- Outdoors
- Museums
- Wine & Cheese
- Brown bag lunches
- Tea Time
- Book/Video Discussions
- General Meetings

Suggestions? E-mail [graduate.swe.ucla@gmail.com](mailto:graduate.swe.ucla@gmail.com)

# Committee Members



Nancy Tseng  
**Graduate  
Director**

- Builds collaboration between UCLA organizations.
- Must attend all SWE executive board meetings and other executive board events.



Michelle Myers  
**Publicity Chair**

- Ensures that all events are well publicized on Facebook, Twitter, Google+, SWE-UCLA calendar, flyers, department e-mails, GradSWE e-mails.



Gabriela Bran  
**Vice Graduate  
Director**

- Works with Graduate Director in all points listed above

## Commission Members



Stephanie  
Delgado



Bahar  
Fata



Kristine  
Mayle

# Committee Positions

## **Membership Chair**

Keeps track of all members and their  
Concerns/suggestions for events

## **Funding Chair “Treasurer”**

Manages GradSWE budget and ensures  
that people are reimbursed

## **Logistics Chair “Secretary”**

Takes minutes at each committee  
meeting and writes them up for  
record. Sends e-mails to GradSWE  
members

## **Networking Chair**

### **“Speakers Coordinator”**

Keeps track of all possible speakers and  
their contact information, their role in  
industry/academia/government,  
experience, major in graduate school,  
etc.

## **Social Chair**

Leads planning for social events

- Quarterly social GradSWE event
- Smaller GradSWE social events

## **Outreach Chair**

Works with SWE-UCLA Outreach Chair  
to coordinate events between both  
groups, especially for K-12 and  
undergraduate mentoring

If interested in actively helping GradSWE, please sign-up for a position or let us know you want to help! Time commitment: < 5 hour per week

<http://tiny.cc/gradswepositionsignups>

E-mail: [graduate.swe.ucla@gmail.com](mailto:graduate.swe.ucla@gmail.com)

# GradSWE & SWE Winter Quarter Events

Week		
2	▪ General Meeting	Today!
3	▪ Undergrad-Grad Social	Tues., Jan 21, 7 pm
	▪ Amgen Info session	Thurs., Jan. 23, 6 pm
4	▪ Evening with Industry	Tues., Jan 28, 6 - 10 pm
5	▪ SWE Webinar BYO Lunch (will provide snacks & drinks)	Wed., Feb. 5, 12 - 1 pm
6	▪ Wine & Cheese social	
7	▪ Life Lessons Panel - Collaborating with eGSA, GSRC, and Career Center	Wed., Feb. 19, 6 - 8 pm
	▪ Niagra Bottling Info session	Thurs., Feb. 20, 6 pm
8	▪ SWE Regional Conference at San Diego	Feb 28 - March 2
9	▪ Company (TBD) Info session	Thurs., Mar. 6, 6 pm
10 & Finals	▪ Healthy snack bags for studying	

# Career Center & AWiSE Events



Week		
3	■ Practice for STEM Graduate Networking Night	Tues., Jan. 22, 12 - 1:30 pm
	■ STEM Graduate Networking Night - Register on BruinView	Wed., Jan. 23, 5:30 - 7:30 pm
8	AWiSE event - Getting Down to Business	Mon., Feb. 24
9	AWiSE event - Outreach in Science	Mon., Mar. 3

# Outreach: Grad Mentors Needed!

Mentor undergrads on grad application process & life of a grad student

## **Undergrad-Grad Social:**

Tues., Jan. 21, 7 - 8 pm

BH Penthouse

Dinner & dessert provided!

Sign-up and/or RSVP:

<http://tiny.cc/gradmentorsignup>



# Evening with Industry (EWI)



## **Week 2 (10AM-4PM):**

\$15 SWE Members, \$20 non-members.

## **Week 3 (10AM-4PM):**

\$20 SWE Members, \$25 non-members.

- Laserfiche
- Microsoft
- Lockheed Martin
- Raytheon Company
- Dun&Bradstreet Credibility Corp
- Esri
- Symantec
- L-3 Communications
- Aera Energy
- Amway/Nutriline
- General Atomics and affiliated companies
- Schneider-Electric
- Tesoro
- Southern California Edison
- Financial Engines
- Xerox Corporation
- Phillips 66
- Texas Instruments
- Air Products and Chemicals
- AECOM
- Northrop Grumman
- Toyota Technical Center
- Salesforce
- Boeing
- Baxter
- Cisco
- Frito-Lay
- AT&T

# Life Lessons Panel

Will provide graduate students with a view of life after graduation. How did the panelists choose between:

- Money and a job they liked?
- Family and work?
- Relationships and relocations?
- Moving jobs?
- Maintaining relationships in the workplace?

Wed., Feb. 19 from 6 – 8 pm

Boelter Penthouse 8500

RSVP & Suggest Questions:

<http://sl.bruinegsa.org/lifelessonsrsvp>

Next quarter (April!):  
Life Lessons Panel for  
women graduate  
students!

# Outdoor Activities

---

Hiking once a month


Sign Up!



Sturtevant Falls,  
Pasadena




Griffith Park -  
Hollywood Sign Hike



Malibu Creek -  
Malibu

# SWE Regional Conference

San Diego, Feb. 28 - Mar. 2



Registration Costs: **\$127.59**

Hotel Costs: Split among participants

Drivers will be reimbursed 50% of registration costs

Last day to register with GradSWE: **Friday, Jan. 24**

More details: <http://sweregionb.org/region-conference>

Sign-ups: <http://tiny.cc/gradsweregionalconference>

# Questions/Comments?

---

## Connect!

E-mail: [graduate.swe.ucla@gmail.com](mailto:graduate.swe.ucla@gmail.com)

Facebook: <https://www.facebook.com/gradsweatuccla>

Twitter: <https://twitter.com/GradSWEUCLA>

Google+: <http://tiny.cc/gradswegoogole>

Website: <http://gradswe.seas.ucla.edu>

Mailing List:

<http://lists.ucla.edu/cgi-bin/mailman/listinfo/gradsweucla>